



SUBMITTAL DATA SHEETS
HIGH PERFORMANCE BUTTERFLY VALVES

BH-1
3-15-11

MA-1 VALVES

3" 150 Thru 6" 300 WAFER.....	BH-20	10-23-00
3" 150 Thru 6" 300 LUG.....	BH-21	10-23-00
6" 600 Thru 12" 300 WAFER.....	BH-22	10-23-00
6" 600 Thru 12" 300 LUG.....	BH-23	10-23-00
12" 600 Thru 24" 150 WAFER.....	BH-24	02-21-06
12" 600 Thru 24" 150 LUG.....	BH-25	02-21-06
24" 300 WAFER.....	BH-26	02-21-06
24" 300 LUG.....	BH-27	02-21-06
30" 150 LUG.....	BH-29	07-14-09

MB-1 VALVES

2-1/2" Thru 12" 150 WAFER w/SLIP-IN SEAT RETAINER.....	BH-31	07-02-07
2-1/2" Thru 12" 300 WAFER w/SLIP-IN SEAT RETAINER.....	BH-35	07-02-07
2-1/2" Thru 12" 150 WAFER w/BOLTED SEAT RETAINER.....	BH-41	07-02-07
2-1/2" Thru 12" 150 LUG w/BOLTED SEAT RETAINER.....	BH-42	07-02-07
2-1/2" Thru 12" 300 WAFER w/BOLTED SEAT RETAINER.....	BH-45	07-02-07
2-1/2" Thru 12" 300 LUG w/BOLTED SEAT RETAINER.....	BH-46	07-02-07
14" Thru 24" 150 WAFER w/BOLTED SEAT RETAINER.....	BH-51	07-02-07
14" Thru 36" 150 LUG w/BOLTED SEAT RETAINER.....	BH-52	07-02-07
14" Thru 24" 300 WAFER w/BOLTED SEAT RETAINER.....	BH-55	07-02-07
14" Thru 24" 300 LUG w/BOLTED SEAT RETAINER.....	BH-56	07-02-07

SPECIFICATIONS

DYNACENTRIC BUTTERFLY VALVE SPECIFICATION.....	BH-100	02-13-07
TORQUE REQUIREMENTS - Soft Seats.....	BH-101	12-21-04
TORQUE REQUIREMENTS - Metal Seats.....	BH-102	02-21-06
TEMPERATURE / PRESSURE LIMITATIONS.....	BH-103	03-15-11
MATERIAL SELECTION GUIDE, DYNACENTRIC BFV'S.....	BH-104	07-01-05
LONG TERM STORAGE RECOMMENDATION.....	BH-105	01-30-08

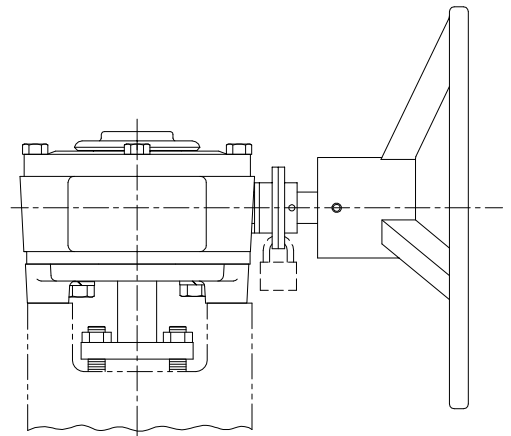
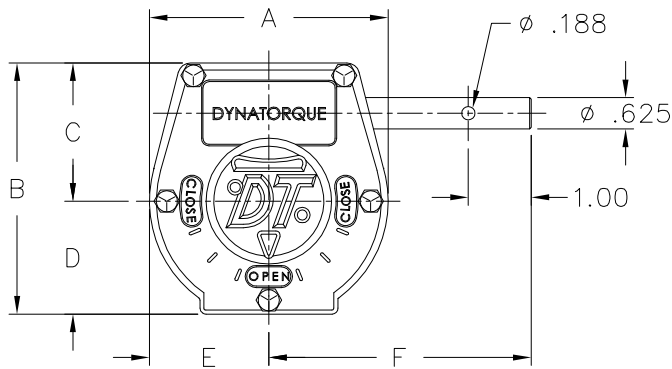
HANDLES

10-POSITION.....	BH-110	01-19-04
------------------	--------	----------

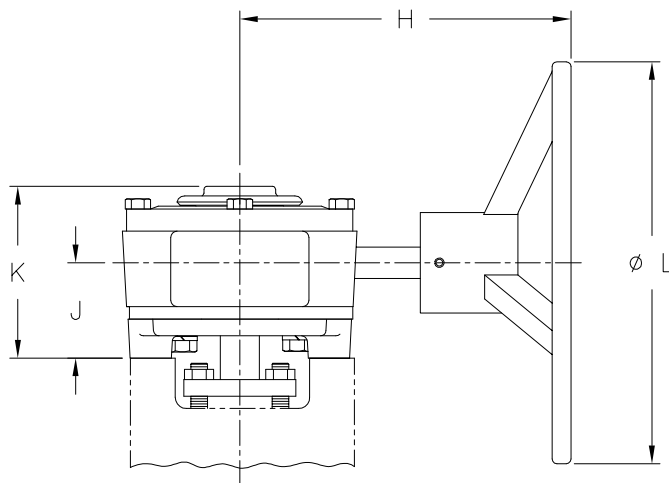
GEAR OPERATORS

2" 150 Thru 10" 150	BH-130	01-20-11
8" 600 Thru 24" 150.....	BH-134	12-07-07
24" 300, 30" 150, 36" 150.....	BH-138	12-07-07

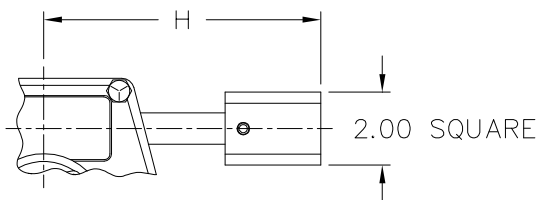
WKM DYNACENTRIC 2-1/2" - 10" BUTTERFLY VALVE GEAR OPERATOR



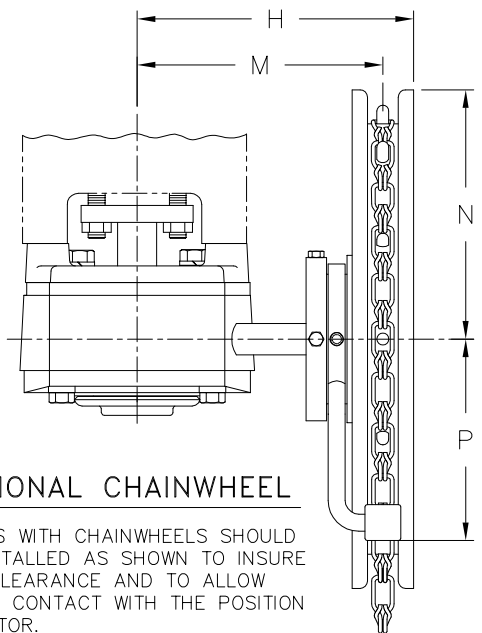
OPTIONAL HANDWHEEL
WITH LOCKING DEVICE



OPTIONAL HANDWHEEL



OPTIONAL SQUARE NUT



OPTIONAL CHAINWHEEL

VALVES WITH CHAINWHEELS SHOULD BE INSTALLED AS SHOWN TO INSURE PIPE CLEARANCE AND TO ALLOW VISUAL CONTACT WITH THE POSITION INDICATOR.

DIMENSIONAL DATA

OPERATOR SIZE	DT-3	DT-7
DIMENSION		
A	4.75	6.00
B	5.00	6.73
C	2.75	3.73
D	2.25	2.98
E	2.38	3.00
F	5.61	6.23
G	1.75	2.51
H - HANDWHEEL	7.25	10.28
- CHAINWHEEL	5.56	7.19
- SQUARE NUT	5.38	7.00
J	1.98	2.49
K	3.45	4.04
L	8.00	12.00
M	4.94	6.56
N	3.50	5.81
P	4.75	5.75
GEAR RATIO	30:1	48:1

OPERATOR SIZING

VALVE SIZE	2-1/2"	3"	4"	5"	6"	8"	10"
VALVE CLASS							
150	DT-3	DT-3	DT-3	DT-3	DT-3	DT-7	DT-7
300	DT-3	DT-3	DT-3	DT-3	DT-3	DT-7	(1)
600	-	DT-3	DT-3	-	DT-7	(1)	(1)

(1) See Data Sheet BH-134